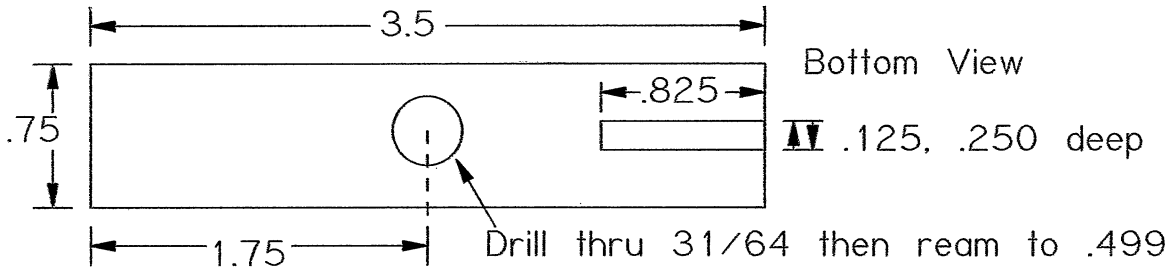


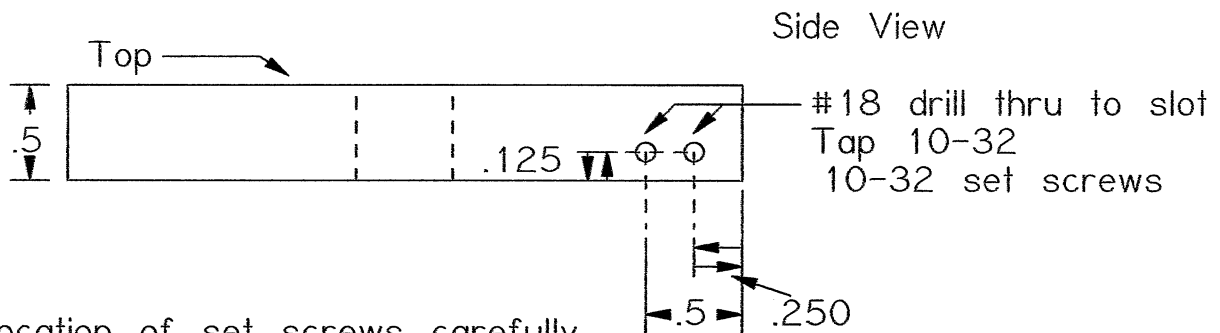
FLY CUTTER

Bar is Cold Rolled Steel

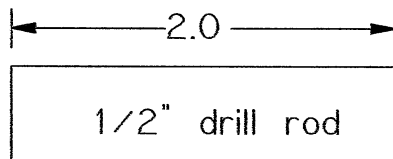
Shaft is 1/2" drill rod



When cutting the slot, run the mill back and forth several times to create a clean slot with a little clearance. This assures a free but stable fit for the cutter. Go back through after drilling and tapping for the set screws.



Observe location of set screws carefully. They must not be placed on the other side.



Cut off and clean up.
No other machining required.

If a .499 reamer is not available, drill the center hole at 1/2" and lightly knurl 1/2" of one end of the drill rod. Press into the center hole.

The cutter for this bar is the standard TPG 322 cutter. Titanium nitride finish is preferred.